

Public Transport



By Rail,

The rail journey from Liverpool Street to Ipswich takes just over 1 hour, with direct links also to Norwich to the north, Cambridge, Peterborough and northern links to the west. There are departures from London to Ipswich every 30 minutes via Anglia Railways or First Great Eastern services.

From Ipswich, there are hourly Anglia Railways departure to Felixstowe Rail Station, journey approximately 25 minutes. Alternatively taxi's are available from the station. Journey time to Port is approximately 25 minutes.



By Bus,

From Ipswich

First Eastern Counties service 76 is available from Ipswich Old Cattle Market at 07.25 hours (Monday to Friday only) direct to Trelawny House at the Port. Alternatively, there are hourly departures from Ipswich Rail Station Forecourt/Old Cattle Market to Walton Avenue near the Port. Journey duration approximately 40-45 minutes.

From Felixstowe Rail Station

First Eastern Counties buses operate from a stop opposite Great Eastern Square. Service 78 is available direct to Trelawny House at the Port at 08.06 and 08.19 hours (Monday to Friday). Alternatively, there are hourly departures via services 75 and 76 to Walton Avenue near the Port. Journey duration approximately 15 minutes.

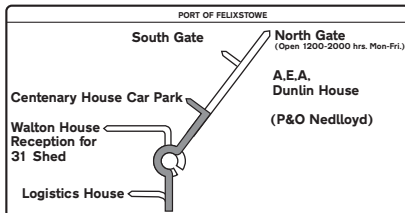
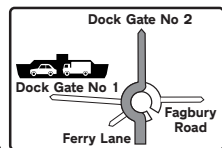
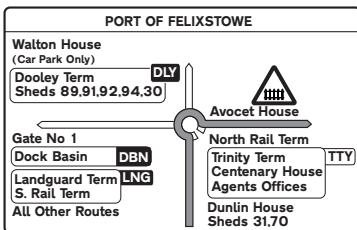


Port of Felixstowe

Tomline House
The Dock, Felixstowe
Suffolk IP11 3SY
Tel: 01394 604500 Fax: 01394 604949

Follow to Tomline House

Follow to Centenary House



PORT BOUNDARY

CENTENARY HOUSE

Locator Map

