











SAFETY – THE MAIN RULES ARE


-  – It is your responsibility to ensure that twistlocks are disengaged before entering the Terminal. After loading, twistlocks must only be engaged at the Out-Gate.
-  – All drivers and any essential passengers (co drivers/navigators) must be in possession of a valid RHIDES card to enter a restricted area. Vehicles containing any drivers or passengers without a RHIDES card will be refused access and vehicles will be rejected at the In-Gates.
-  – Under no circumstances are non-essential cab passengers, children or animals allowed on to the Terminal.
-  – Drivers must stay in their cabs during their time on Terminal. In exceptional circumstances should drivers have to leave their cab, a safety helmet must be worn at all times.
-  – Drivers must keep a special watch for other moving vehicles, especially container handling equipment as the operators vision may be limited.
-  – Beware of crossing traffic, including container handling equipment, at all times. **Give way to container handling equipment and observe all road markings at all times.**
-  – If it is necessary to talk to the container handling equipment operator then for rubber-tyred gantries (RTGs) the intercom within the ground cab should be used but do not board if the RTG is moving.
-  – If an emergency situation arises during loading/unloading operations, blow your horn continuously.



-  – Maximum speed limit is 20mph

-  – The use of mobile telephones while driving is not permitted.

HAULIERS ARE NOT PERMITTED ON THE QUAY FACE.

-  – **DO NOT**
 - Park on yellow hatched lines or other designated parking areas.
 - Drive under suspended loads.
 - When delivering 2 x 20' containers pull forward until the front container has completely cleared the trailer.
 - Take breaks or park up within the secure areas

THESE REGULATIONS ARE FOR THE SAFETY OF ALL

EMERGENCIES

EMERGENCY CONTACT NUMBER

(FIRE, AMBULANCE, POLICE)



01394 604300

MAJOR EMERGENCY ALARMS

There are fixed alarm systems within the dock area. The initial alert to all personnel is a high intensity warning tone. This will be followed by verbal instructions. These instructions should be complied with **immediately**.

LEAKING HAZARDOUS CARGO

No approach should be made to any hazardous cargo or *suspected* hazardous cargo that is leaking. Such cargo should be referred to the Port Fire and Ambulance Section, using the emergency contact above, preferably with the correct location, container number, degree of leakage, and, if available, the UN number of the substance. Hauliers should remain available to assist Emergency Service personnel as required.

HAULIER CONTACT NUMBERS

Customer Service Desk - 01394 604060
BEFORE THE IN-GATES

INTERNET-

Haulier Enquiry/Documents
www.portoffelixstowe.co.uk/haulier

Vehicle Booking System (vbs)
www.portoffelixstowe.co.uk/vbs

THE TAKING OF BREAKS OR OVERNIGHT PARKING WITHIN THE SECURE AREA(S) IS STRICTLY FORBIDDEN



Port of Felixstowe

TRINITY TERMINAL

TRAFFIC FLOW DIAGRAM AND SAFETY RULES



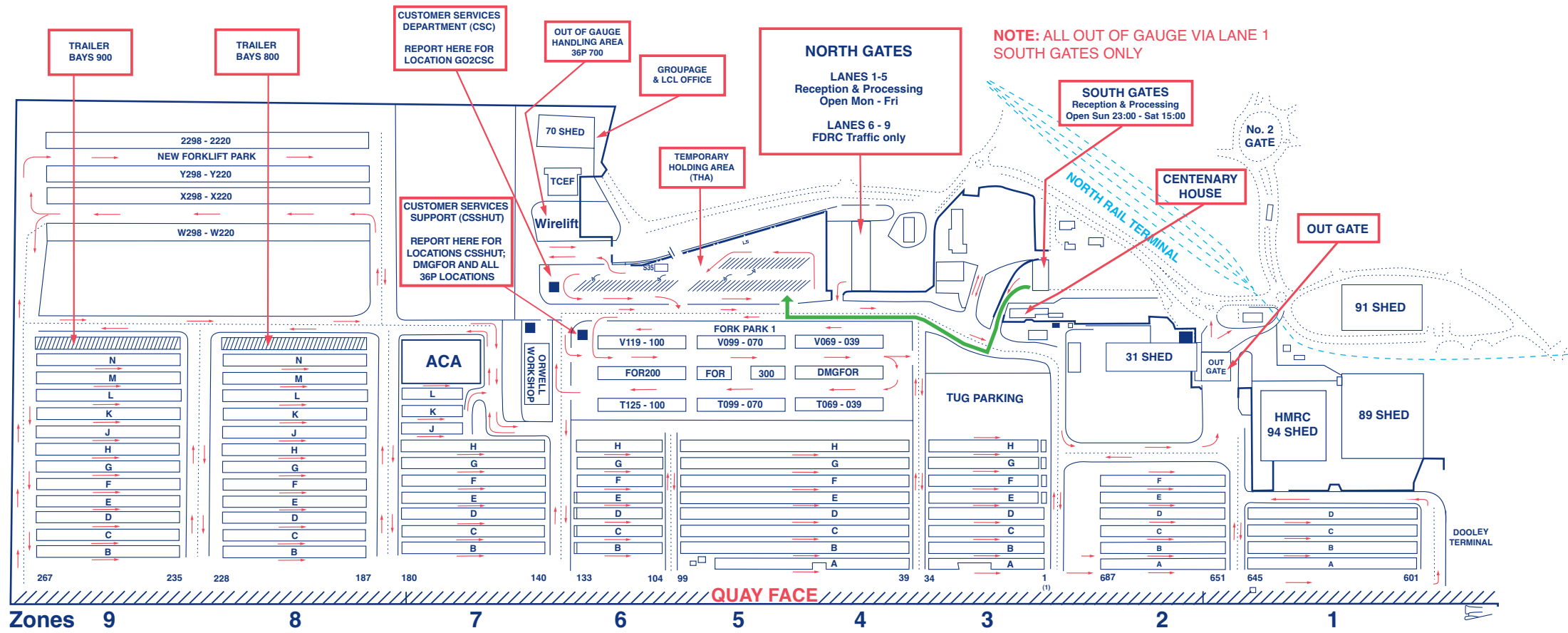
- IMPORTANT - THE ROAD TRAFFIC ACT APPLIES ON THIS TERMINAL

**THE SPEED LIMIT IS 20 mph
UNLESS OTHERWISE STATED**

February 2011



A member of the HPH Group
A Hutchison Whampoa Company



<p>Port of Felixstowe</p>	<p>GIVE WAY AT ALL ROAD JUNCTIONS</p>	<p>TRINITY TERMINAL TRAFFIC FLOW DIAGRAM</p>	<p>GIVE WAY TO ALL R.T.Gs</p>	
<p>DO NOT PARK ON YELLOW HATCHED AREAS FOR TEMPORARY HOLDING AREA (THA) PLEASE FOLLOW THE GREEN ROUTE</p>				

HAULIERS ARE NOT PERMITTED ON THE QUAY FACE

**** THE TAKING OF BREAKS OR OVERNIGHT PARKING WITHIN THE SECURE AREA(S) IS STRICTLY FORBIDDEN ****